

8581/12-507 Art. No. 277863



- Wide temperature range for use
- High mechanical impact and shock resistance
- Perfect protection against the ingress of liquids and dust
- 3D data available to download from the website

WebCode **8581E**



R. STAHL Series 8581/12 plugs for Zone 1/21 are 4- or 5-pole versions up to 125 A. The floating pins allow them to be inserted and removed quickly and easily. The pivoting strain relief makes it easier to install the cable. Self-cleaning and corrosion-free plug pins made from high-quality materials ensure optimum electrical contact.

Technical Data

Explosion Protection	
Scope of validity	European Union (ATEX) IECEX China (CQST)
Application range (zones)	1 2 21 22
IECEX gas certificate	IECEX PTB 06.0034
IECEX gas explosion protection	Ex db eb IIC T6 ... T5 Gb
IECEX dust certificate	IECEX PTB 06.0034
IECEX dust explosion protection	Ex tb IIIC T65 °C / T85 °C Db
ATEX gas certificate	PTB 01 ATEX 1161
ATEX gas explosion protection	⊕ II 2 G Ex db eb IIC T6 ... T5 Gb
ATEX dust certificate	PTB 01 ATEX 1161
ATEX dust explosion protection	⊕ II 2 D Ex tb IIIC T65 °C / T85 °C Db
Certificates	ATEX (PTB), Brazil (ULB), China (CQST), IECEX (PTB), Korea (KGS), Taiwan (ITRI)
Explosion protection note	Product label may vary. Series devices have certification according to ATEX and IECEX.
Electrical Data	
Rated operational voltage AC	277/480 to 288/500 V AC
Rated operational current	max. 125 A
Mechanical service life	> 250 mating cycles
Type of voltage	Low voltage
Frequency range	50 / 60 Hz
Ambient Conditions	
Ambient temperature	-45 °C ... +40 °C (T6) -45 °C ... +60 °C (T5)
Ambient temperature	-49 °F ... +104 °F (T65 °C) -49 °F ... +140 °F (T85 °C)

8581/12-507 Art. No. 277863

Mechanical Data

IP degree of protection (IEC 60529)	IP66
IP degree of protection (IEC 60079)	IP66
Enclosure material	Polyamide
Silicone-free	No
Finely stranded connection cross-section	1 x 2.5 mm ² ... 1 x 10 mm ²
Finely stranded connection cross-section AWG	1 x AWG 14 ... 1 x AWG 2
Width	129 mm
Width in inches	5.08 in
Height	129 mm
Height, inches	5.08 in
Length	31 mm
Length, inches	12.2 in
Impact strength (IEC 60079)	7 J
Impact strength (IEC 62262)	IK10
Colour code	Black
Coding (clock hour position)	7
Series	SolConeX
Detailed number of poles	3 P + N + PE
Weight	1.371 kg
Weight	3.02 lb

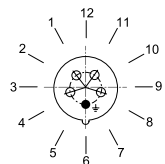
Mounting / Installation

Connection	Screw terminal
------------	----------------

Components

Cable diameter	30 – 45 mm
Cable diameter inch	1.18 – 1.77 in

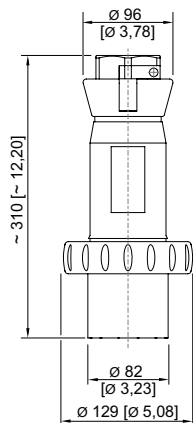
Technical Drawings – Subject to Alterations



Position of clock hour position
Example: 6 h position

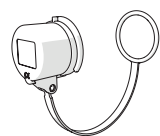
8581/12-507 Art. No. 277863

Dimensional Drawings (All Dimensions in mm [inches]) – Subject to Alterations



Accessories

Protective cap for plugs 125 A



4-/5-poles

Art. No.

153730

We reserve the right to make alterations to the technical data, dimensions, weights, designs and products available without notice. The illustrations cannot be considered binding.