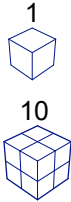
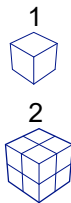


SURFACE MOUNTED PLUGS



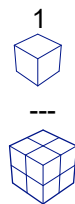
Screw connection

Ref.	Contacts	Ampere	Volt	IP
935131	2P+T	16	230	44
935142	3P+T	16	400	44
935152	3P+N+T	16	400	44
935133	2P+T	32	230	44
935144	3P+T	32	400	44
935154	3P+N+T	32	400	44



Screw connection

Ref.	Contacts	Ampere	Volt	IP
935446	3P+T	63	400	67
935456	3P+N+T	63	400	67



Screw connection

Ref.	Contacts	Ampere	Volt	IP
935448	3P+T	125	400	67
935458	3P+N+T	125	400	67

INDUSTRIAL SOCKETS

