

DATASHEET - CP 125 Ex MANUAL CALL POINT

AUDIBLE & VISUAL SIGNALLING EQUIPMENT



DESCRIPTION CP 125 Ex Manual Call Point was designed according to EN/IEC 60079-0, EN/IEC 60079-1 and EN 54 standards. This product is certified for use and installation in Zone 1 and Zone 2 areas. It especially applies to Oil & Gas, Chemical, Petrochemical, Refinery, Marine and Offshore Industries etc. for the high-corrosion and hazardous areas.

It is compatible with PLC, DCS and ESD system via 4-20 mA output. It is ideal to be used as an Ex Manual Call Point for Fire Alarm System with Addressable Module fixed. Please make enquiry to Fire Alarm System Supplier for the model selection of Addressable Module.

MAIN FEATURES • Ex d IIC T6 • Zone 1 & 2 • Industrial Explosive Gas Environment • IP 66 • Stainless Steel Material • Power Coating with Strong Adhesion • Break Glass Type • Lift Flap Available • Optional LED Indicator • Resistor and/or Diode can be Fixed • Compatible with PLC, DCS and ESD System • Standard: EN/IEC 60079-0, EN/IEC 60079-1, EN 54

The design of two LED indicators (Green and/or Red) is unique. During normal operation, the Green LED is on. When device fault or alarm status arises, the Green LED will be cut off and Red LED will be on.

The product finish is powder coating with strong adhesion. We provide colours of Red (Ral 3001), Yellow (Ral 1003), Blue (Ral 5005) and Black (Ral 9004) for customer's selection. Other colours are also available upon customer's request.

INTENDED USE

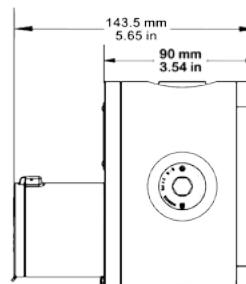
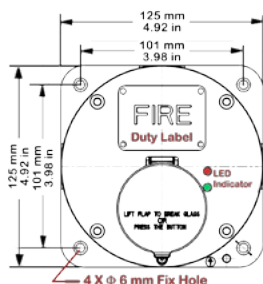


- zone 1 & 2
- zone 21 & 22 (pending)

ORDER INFORMATION - CP 125 - EX MANUAL CALL POINT

PRODUCT NUMBER	SWITCH	DUTY LABEL	TAG LABEL	LED INDICATOR	FEATURES	CABLE ENTRY	ENTRY POSITION	FINISH COLOUR
CP 125	S = single switch	Y = YES	Y = YES	L = RED & GREEN R = RED G = GREEN N = NO LED	F - lift flap R - resistor (specify) D - diode (specify) N - no features	A - M20 B - M25 C - 1/2NPT D - 3/4NPT O - Others	T = TOP B = BOTTOM	RD = RED BU = BLUE YW = YELLOW BL = BLACK OR = OTHERS
MODEL CONFIGURATOR								

DIMENSIONS - CP 125 - EX MANUAL CALL POINT




SPAREPARTS & ACCESSORIES

M20 Stainless Steel Ex d Blind Plug	55100110920	M20 Stainless Steel Ex d Cable Gland	CG SM020X
M25 Stainless Steel Ex d Blind Plug	55100110925	M25 Stainless Steel Ex d Cable Gland	CG SM025X
1/2NPT Stainless Steel Ex d Blind Plug	55100110821	1/2NPT Stainless Steel Ex d Cable Gland	CG SN012X
3/4NPT Stainless Steel Ex d Blind Plug	55100110843	3/4NPT Stainless Steel Ex d Cable Gland	CG SN034X

DATASHEET - CP 125 Ex MANUAL CALL POINT

AUDIBLE & VISUAL SIGNALLING EQUIPMENT

TECHNICAL INFORMATION - CP 125 - EX MANUAL CALL POINT

EX CODE	• Ex d IIC T6
ATEX MARKING	•  II 2 G
AMBIENT TEMPERATURE	• -40 to + 70° C
HUMIDITY	• ≤ 95% RH
MECHANICAL SPECIFICATION:	
MATERIAL	• Enclosure: Stainless steel
ENCLOSURE FINISH	• Powder painted in colour: Red, Yellow, Blue, Black and Others (Specify)
INGRESS PROTECTION	• IP 66
WEIGHT	• 4,9 kg / 10,80 lb
DIMENSIONS	• Length: 125 mm / 4.92" Width: 125 mm / 4.92" Height: 143.5 mm / 5.65"
ELECTRICAL SPECIFICATION:	
SWITCH RATING	• 30V DC: 6A (Resistive), 6A (Inductive) 250V AC: 11A (Resistive), 6A (Inductive)
OUTPUT	• On-off Output (NC/NO)
TERMINAL	• ≤ 2.5mm ² Cable
CABEL ENTRY	• 4 x M20, M25, 1/2"NPT, 3/4"NPT or Others (Specify)
CERTIFICATION	• ATEX, IECEX (Pending), IMETRO (Pending), CQST

INTENDED USE



- zone I & 2
- zone 21 & 22 (pending)